




# BOSCH



## PROFESSIONAL MEASURING DEVICES

Full Range Catalogue 2024

Bosch Professional



# TABLE OF CONTENTS

## 1 Laser Rangefinders 1-12

**NEW** GLM 30-23 Professional  
GLM 40 Professional  
GLM 400 Professional  
**NEW** GLM 50-23 G Professional  
**NEW** GLM 50-27 CG Professional  
**NEW** GLM 100-25 C Professional  
GLM 150 C Professional

## 2 Thermal & Detection 12-21

**NEW** GIC 4-23 C Professional  
**NEW** GIC 5-27 C Professional  
GTC 400 C Professional  
GTC 600 C Professional  
GIS 500 Professional  
GMS 120 Professional  
D-tect 120 Professional  
**NEW** D-tect 200 C Professional

## 3 Point, Line and Rotation Lasers 22-34

GLL 3 X Professional  
GLL 3-15 X Professional  
GLL 5-50 X Professional  
GLL 3-80 Professional  
GLL 3-80 CG Professional  
**NEW** GLL 50 G Professional  
GRL 350 HV Professional  
**NEW** GPL 3G Professional  
**NEW** GPL 5G Professional  
**NEW** GLL 3-60 XG Professional  
BM 1 and WM 4 Professional

## 4 Optical Levels 35-37

GOL 26 D / GOL 32 D Professional

## 5 Angle Measurers and Inclinometers 38-39

GIM 60 / GIM 120 Professional  
GAM 220 Professional

## 6 Accessories: Specifications at a glance 40-41

**Laser receivers / Remote controls:** LR 1 / LR 2 / LR 6 / LR 7 / LR 45  
**Building tripods:** BT 150 - 1/4" / BT 150 - 5/8" / BT 160 Professional  
**Wall mounts / Measuring plates / Others:** WM 4 and BM 1 Professional/  
Measuring plate / Laser viewing glasses / R60 Measuring rail  
**Rods / Staffs:** GR 500 Professional







# 1. LASER RANGEFINDERS FROM BOSCH

More range, more functionality.



**Laser Rangefinders from Bosch** are precision instruments that achieve reliable measuring results in the most difficult conditions. All Bosch Rangefinders excel due to their functionality, robustness, ease of use and attractive pricing. High-quality technological components ensure reliable operation and long life. Your advantage: maximum precision even in extreme conditions.



# FEATURES AND FUNCTIONALITY

Bosch offers a range of different Laser Rangefinders for all applications. From the Laser Rangefinder with the longest range in the market to the compact entry-level instrument.

							Explanations	
± 2 mm	± 2 mm	± 1.5 mm	± 1.5 mm	± 1.5 mm	± 1.5 mm	± 1.5 mm	+ -	Typical measuring accuracy
10	10	—	●	20+1	20+1	20+1		Memory + constant
●	●	●	●	●	●	●		Distance, area and volume measurement
●	●	●	●	●	●	●		Continuous measurement
●	●	●	●	●	●	●	+/-	Addition/subtraction
—	—	—	—	●	●	●		Corner measuring pin
—	—	—	●	●	●	●		Wall area measurement
—	—	—	—	●	●	●		Timer function
—	—	—	—	●	●	●	min/max	Min./max. function
—	—	—	●	●	●	●		Incline measurement
—	●	●	●	●	●	●		Indirect distance measurement
●	●	●	●	●	●	●		Single indirect height measurement
—	—	—	—	●	●	●		Double indirect height measurement
—	—	—	●	—	—	—		Stake-out function
—	—	—	—	●	●	●		Bluetooth data transfer
GLM 30-23 Professional	GLM 40 Professional	GLM 400 Professional	GLM 50-23 G Professional	GLM 50-27 CG Professional	GLM 100-25 C Professional	GLM 150 C Professional		



Laser Class  
Laser Type: 635 nm,  
<1mW





## NEW GLM 30-23 Professional

Easy-to-use, pocket-sized laser measure for professionals

- Ultra Simple & Convenient Operation thanks to modern HMI and easy to carry pocket-size
- Fast & Accurate Measurements thanks to reliable, high precision system
- Versatile Features for Many Applications thanks to multiple measuring functions and units



### Dot-Matrix Graphical Display

Modern inverted color scheme  
Premium readability in bright surroundings

### 2-Buttons-Approach

Quick, responsive metal dome buttons  
Intuitive Measuring Button



### Fast & Accurate Measurements

0.15 – 30 m measuring range  
± 1.5 mm\* measuring accuracy

\* Plus use-dependent accuracy

### Appealing Industrial Design

Compact and ergonomic  
Soft-touch rubber for protection and grip

### Clear Indication

Fixed measuring reference  
(rear edge of the tool)

## GLM 30-23 PROFESSIONAL

Part number	<b>0601072XF0</b>
Measuring range	0.15 – 30 m (from rear edge)
Measuring accuracy*	± 1.5 mm
Operating temperature	10 °C to + 45 °C
Laser diode	635 nm, < 1 mW
Laser class	2
Automatic switch off	5 min (if no buttons are pressed)
Net Weight^	0.09 kg
Dimensions	100 x 43 x 24 mm
Power supply	2 x 1.5 V LR03 (AAA)
Measurement unit	m/cm/inch/ft-inch/taiwan foot

MRP  
₹7,250





## GLM 40 Professional

All the relevant functions in a compact design

- Compact, robust and easy-to-use tool for various measuring functions
- Large, automatically illuminated three-line display for the best visibility
- Soft grip all-round protection and robust design for tough jobsite conditions



Warranty

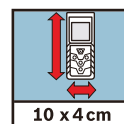


BOSCH

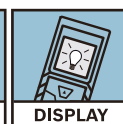
### Memory function

enables easy access to the last 10 measurements

Reliable measuring results in all conditions, proven by **ISO certification**



10 x 4 cm



DISPLAY

Illuminated, three-line display **maximises readability**

Distance measurement, area calculation, volume calculation – all **intuitive to use functions**

## GLM 40 PROFESSIONAL

Part number	<b>06010729F0</b>
Measuring range	0.15 – 40.00 m
Typical measuring accuracy	± 2 mm
Lowest indication unit	1 mm
Battery service life, (approx.)	5000 individual measurements
Power supply batteries	2 x 1.5 V LR03 (AAA)
Dust and splash protection	IP 54
Automatic switch off after (approx.)	20 s (laser) 5 min. (tool)
Units of measure	m/ft
Dimensions (L/W/H)	105 mm x 41 mm x 24 mm
Weight	0.1 kg
Scope of supply	2 x 1.5 V LR03 (AAA) batteries, manufacturer's certificate

MRP  
₹8,200





## GLM 400 Professional

### Conversion at one press

- Dedicated conversion button for immediate unit change at one press
- User-friendly human machine interface (HMI) for quick selection of measuring functions
- Colour display technology for easy interpretation of essential information and measurements



Dedicated conversion button



Colour display



IP54 rating

## GLM 400 PROFESSIONAL

Part number	<b>0601072RK0</b>
Measurement range max	0.05 - 40.00 m
Measurement accuracy, typical	± 1.5 mm
Automatic deactivation	5 min
Tripod thread	1/4"
Laser diode	635 nm, < 1 mW
Laser colour	Red
Laser class & type	2
Dust and splash protection	IP 54
Power supply batteries	2 x 1.5 V LR03 (AAA)
Units of measurement	m/cm/ft/inch/ft-inch
Measuring range, up to	40 m
Weight	0.1 kg
Scope of supply	2 x 1.5 V LR03 (AAA) batteries, manufacturer's certificate

MRP  
₹9,200



## NEW GLM 50-23 G Professional

Outstandingly robust: 2-in-1 laser measure with green laser for rough jobsites

- Integrated 360° tilt sensor for easy angle / inclination measurement, an added versatility to the laser measure
- Intuitive user interface with additional supportive features (favourite button, colour display, help function) makes handling convenient
- Ideal for demanding jobsites thanks to IP 65 protection, and shock-absorbing rubber casing



### GLM 50-23 G PROFESSIONAL

Part number	<b>0601072VK0</b>
Measuring range	0.05 – 50.00 m
Laser diode	515 nm, < 1 mW
Laser class	2
Measurement accuracy, typical	± 1.5 mm
Measuring accuracy	± 0.2°
Measurement time, max.	4 s
Power supply	2 x 1.5 V LR6 (AA)
Automatic deactivation	5 min
Tripod thread	1/4"
Dust and splash protection	IP 65
Laser colour	Green
Measuring range, up to	50 m
Memory capacity (values)	30
Weight, approx.	0.2 kg
Scope of supply	2 x 1.5 V LR6 (AA) batteries, manufacturer's certificate
Units of measurement	m/cm/ft/inch/ft-inch/taiwan feet

MRP  
₹12,750

### LASER RANGEFINDERS





## NEW GLM 50-27 CG Professional

Robust & reliable laser measure with green laser for excellent visibility

- Green laser technology ensures excellent visibility for long-distance measurements in bright indoor conditions
- Ideal for rough construction work due to 1.5-metre drop resistance, IP 65 protection, and shock-absorbing rubber casing
- Quick documentation and fast data transfer thanks to Bluetooth® connectivity and Bosch MeasureOn App



### GLM 50-27 CG PROFESSIONAL

Part number	<b>0601072UK0</b>
Laser diode	515 nm, < 1 mW
Measurement range	0.05 – 50.00 m
Laser class	2
Measurement accuracy, typical	± 1.5 mm
Measurement time, typical	< 0.5 s
Measurement time, max.	4 s
Power supply	2 x 1.5 V LR6 (AA)
Automatic deactivation	5 min
Memory capacity (values)	30
Dust and splash protection	IP 65
Tripod thread	1/4"
Data transfer	Bluetooth™ 4.2 Low Energy
Laser colour	Green
Weight, approx.	0.2 kg
Scope of supply	2 x 1.5 V LR6 (AA) batteries, pouch, manufacturer's certificate
Units of measurement	m/cm/ft/inch/ft-inch/taiwan feet



MRP  
₹15,825



## NEW GLM 100-25 C Professional

Precise laser measure for easy indoor and outdoor measuring and documenting

- Accurate, 100-m laser measuring thanks to digital camera viewfinder with zoom function
- Large, high-contrast IPS colour display with flip screen ensures optimal reading
- Laser measure connects via Bluetooth for efficient data documentation



**Laser diode**  
650 nm, < 1 mW

**Camera**  
+ Zoom

**Connectivity**  
Bluetooth smart (Low Energy)

**Measuring range**  
Up to 100 m

**Memory**  
Stores up to 50 measurements

**Robust housing, IP 54-rated**  
Splash waterproof and dustproof tool for rough construction site conditions



**Battery**  
3 x 1.5 V LR6 AA Alkaline batteries

**Colour display**  
2.8" IPS colour display + optical bonding for better readability

**Side keypad**  
For flexible measurements

**High accuracy**  
±1.5 mm for precise measurements

## GLM 100-25 C PROFESSIONAL

Part number	<b>0601072YK0</b>
Laser diode	650 nm, < 1 mW
Measurement range*	0.08 – 100.00 m
Laser class	2
Measurement accuracy, typical*	± 1.5 mm* (*plus use-dependent deviation)
Measurement range of incline measurement	0 – 360° (4 x 90°)
Measurement time, typical	< 0.5 s
Power supply	3 x 1.5 V LR6 (AA)
Automatic deactivation	5 min
Units of measurement	m/cm/ft/inch/ft-inch/taiwan feet
Memory capacity (values)	50
Laser colour	Red
Weight, approx.**	0.23 kg
Scope of supply	Protective Bag, Carrying Strap 3 x 1.5 V LR6 battery (AA)



MRP  
₹21,125

LASER RANGEFINDERS



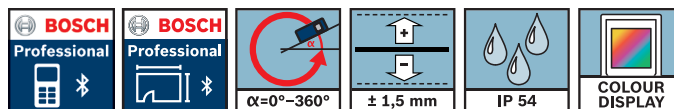


## GLM 150 C Professional

- with Bluetooth Connectivity

Laser measurement with accuracy up to 150 m

- Camera for optimum visibility of laser point at a distance of 150 m
- Fast and easy targeting, especially outdoor and over long distances
- Intuitive handling for fast access of needed functions, language guidance and help function
- Data transfer to Bosch MeasureOn app for fast and easy documentation



### Working range

Up to 400 feet / 150 m

### Memory

Stores up to 50 measurements

### Robust housing, IP 54-rated

Splash waterproof and dustproof tool for rough construction site conditions



### Colour display

2.8" IPS colour display + optical bonding for better readability

### Side keypad

For flexible measurements

## GLM 150 C PROFESSIONAL

Part number	<b>0601072FK0</b>
Working range	400 feet/150 m
Laser measuring range	0.08 - 150 m
Laser class	2
Accuracy	± 1.5 mm
Camera	5 MP integrated camera + 3-stage Zoom
Display	2.8 inch IPS colour display + flip display
Connectivity	Bluetooth smart (Low Energy)
Memory capacity	50 measurements
Dust and splash protection	IP 54
Power supply batteries	3 x quality AA Alkaline batteries
Units of measurement	m/cm/ft/inch/ft-inch/taiwan feet
Tripod thread	Plastic, 1/4 inch
Scope of supply	3 x 1.5 V LR6 (AA) batteries, hand strap, pouch manufacturer's certificate



MRP  
₹29,300

**LASER RANGEFINDERS**



## Many possibilities thanks to digital data transfer

The new GLM 150 C Professional Laser Measure transfers your measured values directly to a PC, tablet PC or smartphone: easily, quickly and without transfer errors, via integrated data interface. Combined with the “MeasureOn App” your data can then be processed in a versatile way.




## Connect your smartphone/tablet to the GLM 150 C

Android devices:

Bluetooth data transfer is possible between the GLM 150 C and Android devices with Bluetooth 2.0, 2.1 or 3.0.

iOS devices:

Bluetooth data transfer is possible between the GLM 150 C and iOS devices with Bluetooth Smart technology.





# This is how easy it is: GLM app



## 1 Take a photo

Simply take a photo of the jobsite using the Bosch GLM50-27CG and GLM 150 C Professional measure on app.



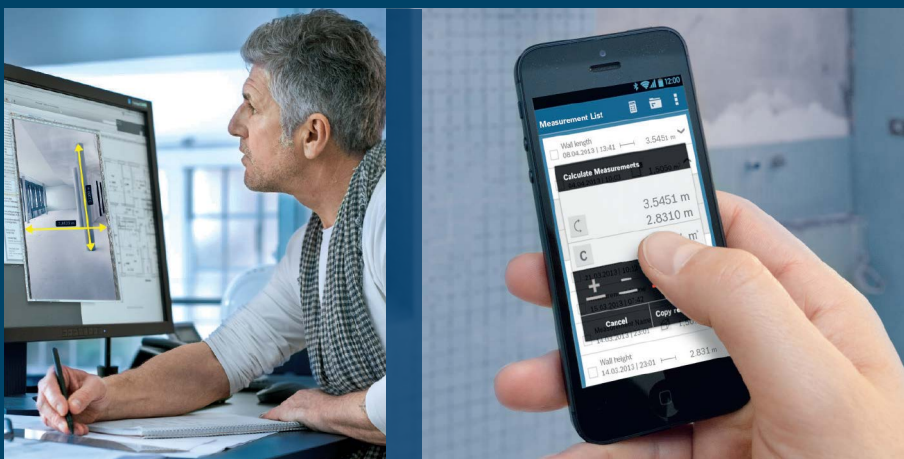
## 2 Mark the measuring distance

Highlight the distance you want to measure into the photo.



## 3 Transfer the measurements into the photo

Perform the desired measurement and have it displayed directly in the picture. Take further measurements if necessary and, for example, send them by e-mail to coordinate them with other participants in the construction project.



## 4 Process measured values

Measured values can be individually named in the measured value list and saved in special project folders – with date, time and type of measurement. Areas and volumes, for example, can be calculated by simply dragging the measured values on top of each other.

## 2. THERMAL AND DETECTORS

Reliable Thermal and Detectors solutions for every application







## New! GIC 4-23 C Professional

High-resolution camera and automatic upright viewing for in-depth inspection and documentation

- 4.3" screen enables a clear picture of the hidden areas
- Up Indication points upto support users in staying oriented during their work
- Thanks to camera cable IP 67, tool IP 54 and rubber housing



### Big screen and high resolution

Enables an in-depth inspection on every detail



### Visible durability

Durable both from looks & specs: rubber housing and IP 67 (camera cable) & IP IP54 (tool)

### Orientation Function

Let users focus on the job, not on orientation

### Focus on essential

Keypad and menu designed for an intuitive product handling

### Modern design

To appeal the target group and speak one design language with other MT tools

### Ergonomic Handle

Known and proved from the GTC, now allows comfortable inspection even for longer durations


### Dual Power

Compatible power source with either 4 x AA or 10.8 V / 12 V Li-ion battery pack gives user the highest amount of flexibility

## GIC 4-23 C Professional

Part number	<b>06012414K0</b>
Camera resolution	1280 x 720 px
Screen resolution	800 x 480 px
Screen size	4.3"
Documentation via	Picture
Size internal memory	30 photos
Connectivity	USB-C cable
Robustness camera cable	IP 67
Robustness device	IP 54
Power Supply	Dual Power (10.8 V / 12 V or AA1 with 4 x AA)





## New! GIC 5-27 C Professional

High-resolution camera and automatic upright viewing for in-depth inspection and documentation

- 5" screen with 1280 x 720 pixels ensures clear picture quality
- Help users focus on detection results instead of orientation
- Intuitive user interface and seamlessly integrated features deliver successful results in minimum clicks



### Big screen and high resolution

Enables an in-depth inspection on every detail



### Visible durability

Durable both from looks & specs: rubber housing and IP 67 (camera cable) & IP IP54 (tool)

### Orientation Function

Let users focus on the job, not on orientation

### Focus on essential

Keypad and menu designed for an intuitive product handling

### Modern design

To appeal the target group and speak one design language with other MT tools

### Ergonomic Handle

Known and proved from the GTC, now allows comfortable inspection even for longer durations

### Dual Power

Compatible power source with either 4 x AA or 10.8 V / 12 V Li-ion battery pack gives user the highest amount of flexibility

## GIC 5-27 C Professional

Part number	<b>06012414K0</b>
Camera resolution	1280 x 720 px
Screen resolution	1280 x 720 px
Screen size	5"
Documentation via	Picture, Video
Size internal memory	30 photos
Connectivity	USB-C cable, Micro SD card
Robustness camera cable	IP 67
Robustness device	IP 54
Power Supply	Dual Power (10.8 V / 12 V or AA1 with 4 x AA)







## GTC 400 C Professional

Visualise temperature differences within seconds

- Integrated Wi-Fi hotspot for fast and easy picture transfer from GTC 400 C to Thermal App
- Micro USB enables easy data transfer to computer and GTC transfer software helps to create reports easily
- Visual camera integrated to save real image together with thermal image
- Infrared sensor resolution of 160x120 for detailed thermal images (19200 single measurement points)



### View the difference

#### Product features



1. **Integrated Wi-Fi hotspot** for fast and **easy picture transfer** from GTC 400 C to Thermal App. Inside thermal images can be commented and markers can be set to highlight finding inside the image.



2. **Micro USB** enables **easy data transfer to computer** and **GTC transfer software** helps to create reports easily. Thermal images can be edited inside the software to highlight findings even better and create a report right away.



3. **Visual camera** integrated to save real image together with thermal image. Users can always remember the measurement site well if this is not obvious from the thermal image. Explanation to customers is also facilitated as **thermal and visual image can be shown side by side**.



4. **Infrared sensor resolution of 160x120** for detailed thermal images (19,200 single measurement points)



5. Built-in **TrackMy Tools** module.



6. IP53 protection makes the tool **dust and splash water proof**.



7. Big **3.5" colour display** to display measurements comprehensively.



8. **Dual power source** to be ready any time - works with 10.8V/12V or Alkaline batteries (AA).

9. Internal memory to save **>500 pictures** (visual & thermal).

10. Fast exchange of data and easy documentation of thermal images with the Bosch Thermal App



## GTC 400 C PROFESSIONAL

Part number	<b>0601083150</b>
Measurement range	-10 °C to +400 °C
Measuring accuracy of IR	±3.0 °C
Resolution	0.1 °C
Thermal sensitivity (NETD)	<50 mK
Size of IR sensor	160 x 120 px
Number of measuring points	19200
Memory type	Internal memory
Dust and splash protection	IP 53
Display type	TFT LCD
Size of display	3.5 inch
Operating temperature	-10 – 45 °C
Storage temperature	-20 – 70 °C
Weight	0.5 kg
Scope of supply	4 x 1.5 V LR6 (AA) batteries, AA1 alkaline battery adapter, protective bag, hand strap, micro USB cable,
Ideal Measure Distance of device	Heat & Cold > same 0.5 – 1.0m
GTC Transfer Software (V1.7.2)	WINDOWS 7, 8, 10

MRP  
₹1,00,000



## NEW GTC 600 C Professional

Detailed visualisation of temperature differences with smart documentation

- High thermal resolution and wide measuring range for maximum applications
- Voice note and Bosch Thermal App enable easy documentation of thermal images
- Intuitive user interface and seamlessly integrated features deliver successful results in minimum clicks



Professional



Warranty



BOSCH

### Infrared Sensor

Resolution of 256 x 192 px for detailed thermal image

### Microphone And Speaker

To create voice notes

### Gallery Mode

To capture infrared and visual images as well as voice notes

### Integrated Wifi Hotspot

For picture transfer to our Bosch Thermal App



### Emissivity Value Favourites

For fast selection

### Wide Temperature Range

Between -20 °C and +600 °C

### Fix Colour Scale

To compare similar objects easily

### IP54

To protect against dust and splash water

## GTC 600 C PROFESSIONAL

Part number	<b>0601083501</b>
Measuring range	-20 °C to +600 °C
Resolution of infrared sensor	256x192 px
Measuring accuracy of IR	±2 °C*
Dust and splash protection	IP54
Thermal sensitivity (NETD)	≤50 mK
Size of IR sensor	256x192 px
Number of measuring points	49,152
Field of view (FOV)	45x30*
Power supply and runtime	GBA 12 V 2.0 Ah 6 hrs
Dust and splash protection	IP54
Weight	0.61 kg
Size of display	3,5"
Operating temperature	-10 – 45 °C
Storage temperature	-20 – 50 °C
Focus distance, minimum	0.3 m
Thermal image refresh rate	9 Hz
Frame buffer	350

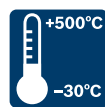
MRP  
₹1,40,000



## GIS 500 Professional

Press and go. Temperature on hand.

- Simple – Immediate measuring results at one simple press with the selection of 3 emissivity gradings for more precise measurement
- Compact - Easy to carry around thanks to the ergonomic housing design with carrying pouch
- Versatile - Wide temperature measurement range for extreme conditions with press and hold continuous measuring function



### Infrared Technology

Temperature measurement range between -30°C to +500°C with 3 different emission coefficients for the required working conditions

### Simple

Results at your fingertips with a simple point and shoot trigger button



### Intuitive

Ease-of-use in light of 3-button operation and inverted screen with illuminated technology

### Compact

Easy to carry around thanks to the compact and ergonomic soft grip design with carrying pouch

## GIS 500 PROFESSIONAL

Part number	<b>0601083480</b>
Measurement range	-30 °C to +500 °C
Measuring accuracy of IR	±1.8 °C (*plus use-dependent deviation)
Power supply and runtime	2 x 1.5V LR6 (AA) batteries 9h
Laser diode	Laser class 2, 635 nm
Operating temperature	-5 – 50 °C
Storage temperature	-20 – 70 °C
Optics	12:1
Measuring accuracy (typical)	Surface temperature, -30 °C ≤ t ≤ -10 °C: ± (1.8°C + 0.1 x  t °C), -10°C < t < 0 °C: ± 2.8 °C, 0 °C ≤ t < 100 °C: ±1.8 °C, 100 °C ≤ t ≤ 500 °C: ± 1.8%
Weight	0.22 kg
Scope of supply	1 x 1.5 V LR6 battery (AA), Pouch, Cardboard box

MRP  
₹8,500






## GMS 120 Professional

The most reliable multi-detector in its class

- Application errors are avoided due to automatic calibration
- Reliable detection even of deep-lying objects up to a depth of 12 cm
- Clear indication of objects due to the three-colour LED luminous ring with marking hole
- Better visibility due to illuminated display
- Pinpoint indication of the object's center with the "Center Finder" scale, and display of material properties
- Three detection modes for various applications: drywall mode, metal mode, live cable mode



Modes	Drywall mode 	Metal mode 	Live cable mode 
Detection	All objects (wooden substructures, metal substructures, live cables)	Ferrous and non-ferrous metals, live cables	Only live cables with electricity of 50/60 Hz
Maximum detection depth	3.8 cm	12 cm (ferrous), 8 cm (non-ferrous)	5 cm

### GMS 120 PROFESSIONAL

Part number	<b>0601081000</b>
Measuring range	0.05 - 120 mm
Detection depth, magnetic metal, max.	120 mm
Detection depth, non-magnetic metal, max.	80 mm
Detection depth, live cables, max.	50 mm
Detection depth, wooden substructures, max.	38 mm
Individual measurements per battery charge	25000
Weight, approx.	0.14 kg
Dimensions (L/W/H)	111 x 51 x 30 mm
Dust and splash protection	IP 54
Detectable objects	Ferrous metals, non-ferrous metals, wooden studs, live cables
Scope of supply	Protective case, micro USB charger, micro USB data cable, manufacturer's certificate

#### LED luminous ring with marking hole:

The three-colour LED luminous ring indicates the detection result quickly and clearly. Detection results can be marked quickly and conveniently thanks to the marking hole. The sensors are positioned centrally around the marking hole to ensure the greatest possible safety. This prevents drilling mistakes.



**Red signal:**  
Object found

**Yellow signal:**  
Caution = object found nearby or deep-lying object found

**Green signal:**  
No object found

**MRP**  
**₹8,000**





## D-tect 120 Professional

The most convenient universal detector for reliable detection of all materials

	Metal	Lives wires (AC cables)	Wooden objects	Water-filled plastic (PVC) pipes	Maximum detection depth
	+++	+++	+	++	max. ↓
	+++	+++	+++	++	6 cm
	+++	+++	+	++	12cm

- + - can be detected
- ++ - can be found well
- +++ - can be found very well



### Center Finder Technology

Giving direction indication for precise location of object center

### Easy user interface

Featuring 3 mode buttons



### Dual power source

Compatible with 10.8V and 12.0V Li-ion battery pack or AA batteries for extra flexibility



**Spot measurement**  
Immediate and reliable results



### Reliable detection

For all objects including metals, live cables, wooden objects and water-filled plastic pipes



## D-tect 120 PROFESSIONAL

Part number	<b>06010813K0</b>
Detection mode	Universal, Concrete, Drywall
Detectable materials	Water-filled plastic pipes, ferrous metals, non-ferrous metals, wooden studs, live cables
Maximum scanning depth	
– Ferrous metals	120 mm
– Non-ferrous metals (copper)	80 mm
– Live conductors 110–230 V	50 mm (voltage applied)
– Wood	38 mm
Automatic deactivation	5 mins
Power supply	10.8V and 12.0V Li-ion or 4 x 1.5V LR6 (AA) (with AA battery adapter)
Weight, approx.	0.5 kg
Scope of supply	4 x 1.5 V LR6 (AA) batteries carrying bag, battery adapter

MRP  
₹30,700





## NEW D-tect 200 C Professional

### Scan and spot the unseen

- More depth for better safety - Increased maximum detection depth to 200mm with object depth indication
- All-round detection - Detection of all common objects, even in narrow spots with the unique spot mode
- See the unseen - Clear visualisation of detected objects including the new leakage detection function through the intuitive Human Machine Interface (HMI)



## D-tect 200 C PROFESSIONAL

Part number	<b>06010816K0</b>
Detectable materials	Magnetic metals (e.g. iron), non-magnetic metals (e.g. copper), live cables, low-voltage & data cables
Max. detection depth	200 mm
-Magnetic Metal	200 mm
-Non Magnetic Metal	80 mm
-Live Cable	80 mm
-Low Voltage	-
Dust and splash protection	IP 5X
Accuracy	±5 mm
Wall types	Concrete, early age concrete, drywall, brick/universal, horizontal coring brick, vertical coring brick, panel heating
Power supply	12 V Li-Ion battery, 10.8 V-Li-Ion battery, 4 x 1.5 V LR6 (AA)
Weight, approx.	0.64 kg
Scope of supply	4 x 1.5 V LR6 (AA) batteries, AA1 alkaline battery adapter, pouch, USB-C™ cable, hand strap, cardboard box

MRP  
₹80,000





Detectors have a wide range of applications. Various materials have to be reliably detected in different building materials, to avoid accidents and save on rework. For example, the cost of repairing an accidentally drilled into water pipe or electric cables is much higher than the cost and time taken in avoiding this.

The range consists of multi-detectors and special detectors that can also be used to reliably detect plastic pipes. Even the depth of the objects is displayed. All detectors from Bosch are calibration-free.



Detectable materials	Plastic pipes	Live cables	Iron	Non-ferrous metals	Wood
<b>Measuring depth</b> <b>GMS 120 Professional</b>	–	5 cm	12 cm	8 cm	3.8 cm
<b>Measuring depth</b> <b>Wallscanner</b> <b>D-tect 120 Professional</b>	6 cm	4 cm	10 cm	8 cm	2 cm
<b>Measuring depth</b> <b>Wallscanner</b> <b>D-tect 200 Professional</b>	8 cm	8 cm	20 cm	8 cm	3.8 cm

# 3. POINT, LINE AND ROTATION LASERS FROM BOSCH


The right tool for every application



	POINT LASERS		LINE LASERS							ROTATION LASERS
	GPL 3 G Professional	GPL 5 G Professional	GLL 3 X Professional	GLL 3-15 X Professional	GLL 5-50 X Professional	GLL 50 G Professional	GLL 3-80 Professional	GLL 3-80 CG Professional	GLL 3-60 XG Professional	GRL 350 HV Professional
<ul style="list-style-type: none"> <li>● Ideal</li> <li>○ Suitable</li> <li>○ Possible</li> <li>– Unsuitable</li> </ul>										
Horizontal levelling/alignment	●	○	●	●	●	●	●	●	●	●
Vertical levelling/alignment	●	○	●	●	●	●	●	●	●	●
Plumb alignment/plumb function	○	●	○	○	○	○	●	●	●	○
Transfer of right angles	●	●	–	–	○	○	●	●	●	○
Room partitioning	○	○	–	–	○	○	●	●	●	○
Tiling	–	–	○	○	○	●	●	●	●	–

HV: Horizontal & Vertical





### Point lasers

Point lasers can be used to quickly and reliably align pillars in a plumb position or to transfer hole plans from the floor to the ceiling.




### Line lasers

Line lasers are ideal for horizontal and vertical indoor alignment. They are compact, reliable and easy to operate.



### Rotation lasers

Rotation lasers are recommended for all horizontal and vertical work, both indoors and outdoors.





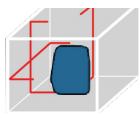


## GLL 3 X Professional

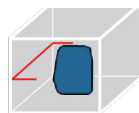
Compact 3-line laser

The versatile solution for indoor jobs

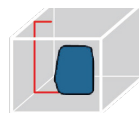
- Compact, modern and robust design for great mobility and durability
- Easy to use for versatile applications
- Vivid line visibility for maximum work efficiency



3 Lines



Horizontal



Vertical



Warranty



BOSCH



Compact 3-line laser



Robust design



Intuitive design



Vivid line visibility

### GLL 3X PROFESSIONAL

Part number	<b>0601063CJ0</b>
Working range	15 m
Levelling accuracy	± 0.5 mm/m
Self-levelling range	± 4°
Laser diode/class	635 Nm <1 mW/2
Tripod thread size	1/4"
Operating time, max.	15 h
Power supply	4 x 1.5 V (AA)
Product dimension (L/W/H)	97 x 65 x 120 mm
Weight	0.5 kg
Scope of supply	4 x 1.5 V (AA) batteries, protective pouch

MRP  
₹9,200

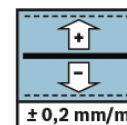
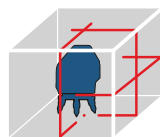




## GLL 3-15 X Professional

For easy decorative interior fitting applications

- Maximum precision thanks to the Bosch Pendulum Precision System
- Projection of a vertical and a horizontal line
- Detachable, 360° rotating platform with bubble vial and fine adjustment



Warranty



BOSCH



### Quality

Bosch Intelligent Current Management (ICM) for the highest laser line performance and operating lifetime



### IP 54 rated

For maximum tool protection



### Robust

Bosch Pendulum Precision System (PPS) for maximum levelling accuracy



### Detachable rotating platform

360° fine adjustment for precise control of laser lines

### Height adjustable legs

For extra levelling flexibility

## GLL 3-15 X PROFESSIONAL

Part number	<b>0601063M80</b>
Working range, line	15 m
Working range with receiver	15 m
Levelling accuracy	± 0.2 mm/m
Self-levelling range	± 3°
Tripod thread size	5/8 inch only
Dust and splash protection	IP 54
Power supply	4 x 1.5 V LR6 (AA)
Operating time, approx.	
– with 1 laser line	24 h
– with 2 laser lines	14 h
– with 3 laser lines	10 h
Weight, approx	0.72 kg
Scope of supply	4 x 1.5 V (AA) batteries, carrying bag, tripod adapter

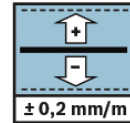
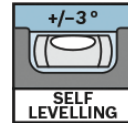
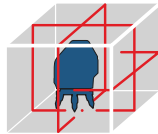
MRP  
₹13,245



## GLL 5-50 X Professional

Compact, robust, quality for everyday interior levelling applications

- For easy decorative interior fitting applications
- Maximum precision thanks to the Bosch Pendulum Precision System
- Projection of two vertical 90° lines and one horizontal line
- Maximum performance and lifetime of the laser diode thanks to Bosch Intelligent Current Management



### Quality

Bosch Intelligent Current Management (ICM) for the highest laser line performance and operating lifetime



### IP 54 rated

For maximum tool protection



### Robust

Bosch Pendulum Precision System (PPS) for maximum levelling accuracy



### Detachable rotating platform

360° fine adjustment for precise control of laser lines

### Height adjustable legs

For extra levelling flexibility

## GLL 5-50 X PROFESSIONAL

Part number	<b>0601063N80</b>
Working range, line	15 m
Working range with receiver	50 m (with LR 6 receiver)
Working range, point	5 m
Accuracy	± 0.2 mm/m
Self-levelling range	± 3°
Slope function	Yes
Tripod thread size	5/8 inch only
Dust and splash protection	IP 54
Power supply	4 x 1.5 V LR6 (AA)
Weight, approx	0.72 kg
Scope of supply	4 x 1.5 V LR6 (AA) batteries, carrying bag

MRP  
₹19,475





## GLL 3-80 Professional

### 360° three-plane levelling and alignment-line laser

- Laser generates one horizontal and two vertical 360° laser planes from one startup point
- High accuracy up to  $\pm 0.2$  mm/m
- Pendulum lock for safe transport
- IP 54 for robust protection
- Four AA batteries and carrying case



**3 x 360° red laser lines**  
with best visibility due to high power diodes

**High accuracy**  
 $\pm 0.2$  mm/m

**Pendulum lock**  
for safe transport

**IP 54**  
for robust protection



**Intuitive keypad**  
for easy mode selection and receiver function activation

**2 modes**  
self-levelling mode and lock mode

**Receiver mode**  
for high working range up to 120m (diameter).  
Compatible to new LR 7 and LR 6 Professional receivers

**1/4 inch and 5/8 inch tripod thread**  
for compatibility with all accessories.  
Works additionally also with new RM 2 Professional

**Alkaline battery powered**  
with 4 x 1.5 V (AA) batteries

## GLL 3-80 PROFESSIONAL

Part number	<b>0601063S00</b>
Accuracy	$\pm 0.2$ mm/m
Battery voltage	1.5 V
Laser diode	Class II 630 - 670 nm
Levelling type	Self-Levelling, up to 4°
Material	Composite
Mount threading	1/4-20, 5/8-11
Operating temperature	14°F/-10°C up to 104°F/40°C
Working range	30m (w/o receiver), Up to 120 m (with receiver)
Scope of supply	4 x 1.5 V LR6 (AA) batteries, belt pouch

**MRP**  
**₹54,075**




## GLL 3-80 CG Professional

Green supreme visibility in 3 x 360°

- 3 x 360° laser lines with best visibility due to high power diodes
- High accuracy up to  $\pm 0.2$  mm/m
- Contactless controlling without touching and without losing precision
- Dual power source for highest flexibility
- Receiver mode for high working range up to 120 m (dia.), compatible to new LR 7 receiver



**3 x 360° green laser lines**  
with best visibility due to high power diodes



**High accuracy**  
 $\pm 0.2$  mm/m



**Contactless controlling**  
without touching and without losing precision



**Dual power source**  
for highest flexibility

**GREENLASER**  
Technology

**Receiver mode**  
for high working range up to 120m (diameter).  
Compatible to new LR 7 receiver

**Motorised line adjustment possible**  
with RM 3  
(fits also with non-motorised RM 2)

**Intuitive keypad**  
for easy mode selection and receiver function activation

### GLL 3-80 CG PROFESSIONAL

Part number	<b>0601063U80</b>
Accuracy	$\pm 0.2$ mm/m
Laser diode	500 - 540 nm, < 10 mW
Operating temperature	-10 - 40 °C
Storage temperature	-20 - 70 °C
Laser class	2
Working range with receiver	120 m (diameter)
Working range without receiver	30 m (diameter)
Levelling type	Self-levelling, up to 4°
Levelling time	4 s
Dust and splash protection	IP 54
Operating time (max.)	6 h (Li-ion) and 4 h (4xAA) in 3-line mode
Tripod thread	1/4 inch, 5/8 inch
Colour of laser line	Green
Projection	3 x 360° line
Scope of supply	4 x 1.5 V LR6 (AA) batteries, AA1 alkaline battery adapter, pouch, laser target plate, carrying case, universal holder BM 1, clamp

**MRP**  
**₹68,000**





## NEW GLL 50 G Professional

Simple and compact for rugged environment

- Fast & Easy Alignment with Maximum Visibility thanks to self-leveling cross line laser with green laser technology
- Durable and Robust For Tough Jobsites thanks to compact and robust housing design
- Easy to operate thanks to the intuitive one switch design



### Green Cross Line Laser

Simple user interface  
Premium visibility even in bright indoor conditions  
Working Range: 15 m  
Levelling accuracy  $\pm 0.6$  mm/m\*

\*Plus use-dependent deviation

### Smart Pendulum System

Allows tool to self-level and indicates out-of-level condition with continuous flashing laser lines



### Dual Battery Source

Compatible to both alkaline batteries and Li-Ion battery pack (BA 3.7V 1.0Ah A) (accessory)

### Simple Operation

Easy-to-use one switch operation  
Slide to switch ON/OFF

### Rubber Enforced Housing

Robust housing with IP 55 dust-proof and protected against water jets  
Design to withstand tough jobsites

## GLL 50 G PROFESSIONAL

Part number	<b>06010653K0</b>
Working range	15 m
Levelling accuracy*	$\pm 0.6$ mm/m
Self-levelling range	$\pm 3.5^\circ$
Self-levelling time	< 6 s
Laser class	Class 2
Laser type	(500–540 nm, <5mW)
IP rating	IP 55
Operating temperature	-10°C...+40°C
Storage temperature	-20°C...+70°C
Tripod mount	1/4"
Power source	2 x 1.5 V LR6 (AA) / 3.7 V Li-ion
Weight (Gross/Net**)	0.51 kg / 0.30 kg
Dimension	87 x 64 x 87 mm

MRP  
₹14,000



## GRL 350 HV Professional

Rotational laser for horizontal and vertical application with manual dual slope

- Versatile - Horizontal and vertical manual dual slope function enable change in grade in two-axis application
- Flexible - Variable speed and Scan angle selection allow optimum usability at different lighting conditions
- Robust - IP 56 rated to protect against dust and water for tough jobsite conditions, with shock warning function to alert error due to vibration



### GRL 350 HV PROFESSIONAL

Part number	<b>0601061S40</b>
Working range (diameter)	
- without laser receiver	Approx. 60 m
- with laser receiver	Approx. 350 m
Levelling accuracy (Horizontal)	± 1.5 mm/30 m
Levelling accuracy (Vertical)	± 3 mm/30 m
Self-levelling range (typical)	± 8% (± 4.6)
Levelling duration (typical)	30 s
Rotation speed	0/150/300/600 min <sup>-1</sup>
Scan angle for line operation	10 / 25 / 50
Slope range for manual operation	± 8%
Operating temperature	-10 – +50 °C
Storage temperature	-20 – +70 °C
Laser class	3R
Degree of protection	IP 56
Batteries	2 x D-cell batteries
Product dimensions (L x W x H)	187 x 182 x 170 mm
EPTA Weight	1.8 kg
Scope of supply	GRL 350 HV self-levelling rotary laser, LR 30 laser receiver with RB 30 receiver bracket, WM 24 wall mount, red laser glasses, red target plate, (2) D batteries, (1) 9V battery, and all-in-one carrying case

**MRP**  
**₹91,200**





## NEW GPL 3 G Professional

The robust and compact 3-point laser with highly visible green laser points

- Green laser points provide up to four times better visibility than red points User-friendly human machine interface (HMI) for quick selection of measuring functions
- Durable design for tough conditions: rubberised housing with recessed glasses, IP 65 dust and water jets protection
- Integrated rotation mount with strong magnets for fast and secure mounting



### GPL 3 G PROFESSIONAL

Part number	<b>0601066N00</b>
Laser diode	< 1 mW, 500 – 540 nm
Operating temperature	-10 – 45 °C
Storage temperature	-20 – 70 °C
Laser class	2
Working range	up to 30 m
Accuracy	± 0.35 mm/m
Self-levelling range	± 4°
Levelling time	4 s
Dust and splash protection	IP 65
Operating time (max.)	8 h
Tripod thread	1/4"
Projection	3 points
Weight, approx.	0.35 kg
Scope of supply	2 x 1.5 V LR6 (AA) batteries, pouch

MRP  
₹20,000



## NEW GPL 5 G Professional

The tough and compact 5-point laser with highly visible green laser points

- Green laser points provide up to four times better visibility than red points
- Durable design resists tough conditions: rubberised housing with recessed glasses, IP 65 dust and water jets protection
- Fast and secure mounting thanks to integrated rotation mount with strong magnets



### GPL 5 G PROFESSIONAL

Part number	<b>0601066P00</b>
Laser diode	< 1 mW, 500 – 540 nm
Operating temperature	-10 – 45 °C
Storage temperature	-20 – 70 °C
Laser class	2
Working range	up to 30 m
Accuracy	± 0.35 mm/m
Self-levelling range	± 4°
Levelling time	4 s
Dust and splash protection	IP 65
Operating time (max.)	8 h
Power supply	2 x 1.5 V LR6 (AA)
Tripod thread	1/4"
Projection	5 points
Weight, approx.	0.35 kg
Scope of supply	2 x 1.5 V LR6 (AA) batteries, pouch

MRP  
₹22,500





## NEW GLL 3-60 XG Professional

3 x 360° Green line laser – All-round levelling solution

- All-round solution - 3 x 360° green line laser with 1 horizontal and 2 vertical lines for your everyday levelling needs
- Visible - Optimum laser lines visibility thanks to Bosch Green laser technology
- Versatile - Slim cone mirror and turret design designated to fulfil various applications including even concrete plaster



### GLL 3-60 XG PROFESSIONAL

Part number	<b>0601063ZK0</b>
Laser diode	500 – 540 nm, < 10 mW
Laser class	2
Working range	up to 30 m
Laser class	2
Working range	up to 30 m
Working range with receiver	up to 60 m
Self-levelling range	± 3°
Dust and splash protection	IP 54
Power supply	4 x 1.5 V LR6 (AA)
Tripod thread	1/4" & 5/8"
Colour of laser line	Green
Compatible laser receivers	LR 7
Working range, value	30 m
Weight, approx.	0.82 kg
Scope of supply	4 x 1.5 V LR6 (AA) batteries, carrying bag, laser target plate

MRP  
₹54,100

**POINT, LINE AND ROTATION LASERS**

More information about the professional blue measuring tools and accessories can be found at [www.bosch-pt.co.in](http://www.bosch-pt.co.in)

## BM 1 Professional

The universal solution for line and point lasers

- Flexible fitting of the mount, for example with screws, magnets or on a tripod
- The clamp makes the BM 1 ideal for ceiling applications
- Height adjustment with locking device for safe and precise alignment
- Easy fixing of the laser
- Ideal also in combination with the BT 350 Professional telescopic pole
- Can be used as a floor tripod with extendible supporting legs



MRP  
₹6,000



## WM 4 Professional

Wall holder

- Increased benefit with accessories
- Versatile fixing of the mount
- Height adjustment with locking device for safe and precise alignment
- Suitable for GRL 350 HV



MRP  
₹8,500

	<b>BM 1 PROFESSIONAL</b>	<b>WM 4 PROFESSIONAL</b>
Part number	<b>0601015A01</b>	<b>0601092400</b>
Height	-	340 mm
Weight, approx.	0.5 kg	0.7 kg
Suitable for	GPL 3G, GPL 5G, GLL 3-80 & GLL 3-80CG	GRL 350 HV Professional




## 4. OPTICAL LEVELS FROM BOSCH

Precise and extremely robust

The optical levels from Bosch, GOL 26 D and GOL 32 D excel due to their high precision and great reliability. The tried-and-tested instruments make levelling easier and can be set precisely and reliably, which makes them perfect for use in tough conditions on the construction site.



### ACCESSORIES



BT 160 -  
Thread Size 5/8 inch



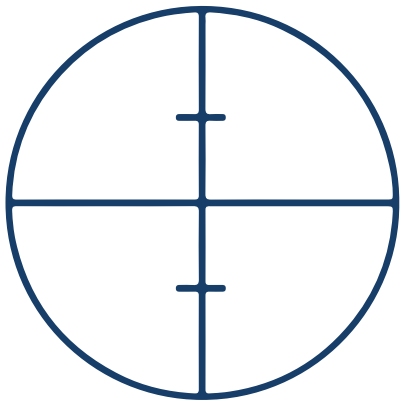
GR 500



## GOL 26 D Professional

Extremely robust for outdoor use

- Designed for outdoor use due to sturdy metal housing with dust and splash protection (IP 54)
- Robust design with circular vial with 90° prism for easy and fast set-up
- Carrying case with compensator lock for safe transport
- Large aperture 26x-power lens - allows more light for a sharper image and excellent magnification
- Self-levelling compensator with transport lock - protects pendulum in carrying case against damage and loss of calibration
- Both horizontal/vertical crosshairs and stadia lines - measures level, alignment and estimates distance
- Magnetic dampening system - quickly settles the system and reduces the effects of job site vibration



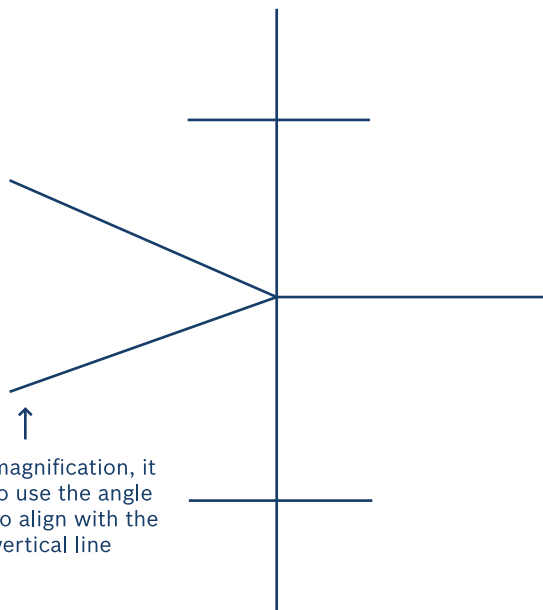
### GOL 26 D PROFESSIONAL

Part number	<b>06010680F0</b>
Unit of measure	360°
Deviation for 1 km run levelling	1 mm
Working range	Up to 100 m
Magnification	26x
Levelling accuracy	1.6 mm at 30 m
Dust and splash protection	IP 54
Dimensions (L/W/H)	215 x 135 x 145 mm
Weight	1.7 kg
Scope of supply	Lens cover, plumb bob, allen key, adjusting pin, carrying case

MRP  
₹18,100







## GOL 32 D Professional

The robust solution for precise levelling at long distance

- Extremely robust for tough outdoor application
- 32x magnification for precise work at longer distance
- Collimator and bubble vial are built into the housing for greater durability
- Self-levelling compensator with transport lock – protects pendulum against damage and loss of calibration
- Large aperture 32x-power lens – allows more light for a sharper image and excellent magnification
- Weather resistant design - IP54
- Solid metal base and three precision levelling screws - provides stability in all weather for precision leveling
- Both horizontal/vertical crosshairs and stadia lines - measures level and alignment and estimates distance
- Top mount quick sight – for quick sighting of levelling rod circular bubble vial with 90-degree prism – for easy, fast set-up



### GOL 32 D PROFESSIONAL

Part number	<b>06010685F0</b>
Unit of measure	360°
Deviation for 1 km run levelling	1 mm
Working range	Up to 120 m
Magnification	32x
Levelling accuracy	1 mm at 30 m
Dust and splash protection	IP 54
Dimensions (L/W/H)	215 x 135 x 145 mm
Weight	1.7 kg
Scope of supply	Lens cover, plumb bob, allen key, adjusting pin, carrying case

MRP  
₹21,650



## 5. ANGLE MEASURERS AND INCLINOMETERS FROM BOSCH

Precise and extremely robust



Ideal for precise measurement of inclines, horizontals or angles from 0° to 360°. These tools are impressively easy to operate in every application: acoustic signal transmitters, memory and calculation functions, and displays that can be read overhead, all serve to make work easier.

### GIM 60 / GIM 120 Professional Precise digital inclinometers

- Measures precise tilts in degrees, percent or millimetres/metres
- Direction arrows and audible signals at 0° and 90° for easy alignment
- Measured values automatically turn on the display when working overhead

MRP  
₹17,500



GIM 60

MRP  
₹18,500



GIM 120

#### GIM 60 PROFESSIONAL

#### GIM 120 PROFESSIONAL

Part number	<b>0601076700</b>	<b>0601076800</b>
Length	60 cm	120 cm
Measurement range	0 – 360° (4 x 90°)	0 – 360° (4 x 90°)
Electronics measurement accuracy 0°/90°	± 0.2°	± 0.2°
Measurement accuracy, vials	± 0.057° = ± 1 mm/m	± 0.057° = ± 1 mm/m
Units of measurement	°, %, mm/m	°, %, mm/m
Tripod thread	1/4"	-
Operating duration, inclination measurement approx.	100 h	100 h
Weight approx.	0.77 kg	1.3 kg
Scope of supply	4 x 1.5 V LR6 (AA) batteries, protective bag	4 x 1.5 V LR6 (AA) batteries, protective bag





## GAM 220 Professional

### Precise and easy angle measurement

- Fast and precise calculation of angles
- Angles can be transferred precisely onto workpieces by means of a mechanical locking screw
- Can be used along with mitre saws for angle measurement



Illuminated display



IP54 rating



Flip display



Fast and precise



Warranty







BOSCH




## GAM 220 PROFESSIONAL

Part number	<b>0601076500</b>
Length	120 cm
Measurement range	0 – 220°
Measurement accuracy, angles	± 0.1°
Measurement accuracy, vials	± 0.05°
Accuracy of angle calculation	± 0.1°
Power supply	4 x 1.5 V LR6 (AA)
Battery power, approx.	80 h
Automatic deactivation facility, approx.	30 mins
Arm length	40 cm
Weight, approx.	1.3 kg
Scope of supply	4 x 1.5 V LR6 (AA) batteries





MRP  
₹16,500


## 6. ACCESSORIES: SPECIFICATIONS AT A GLANCE


Laser receivers/ Remote controls		Range	Measuring accuracy (fine/rough)	Power supply	IP protection class	Weight	Suitable for	Part number
	LR 1 Professional Laser Receiver	0–200 m	1 mm/ 3 mm	1 x 9 V 6LR61	IP 54	0.36 kg	GRL 300 HV Professional	<b>0601015400</b> MRP: ₹14,500
	LR 6 Professional Laser Receiver	5–50 m	± 1 mm/ ± 3 mm	2 x 1.5 V LR03 (AAA)	IP 54	0.12 kg	GLL 5-50 X, GLL 3-80	<b>0601069H00</b> MRP: ₹6,000
	LR 7 Professional Laser Receiver	5–50 m	± 1 mm/ ± 3 mm	2 x 1.5 V LR6 (AA)	IP 54	0.15 kg	GLL 3-80 CG	<b>0601069J00</b> MRP: ₹8,000
	LR 45 Professional Laser Receiver	0.5–300 m	± 1 mm/ ± 2 mm	2 x 1.5 V LR6 (AA)	IP 66	0.30 kg	GRL 350 HV, GRL 400 H	<b>0601069L00</b> MRP: ₹19,500

Building tripods		Work height	Tripod thread	Weight	Suitable for	Part number
	BT 150 1/4" Professional Building Tripod	52–147 cm	1/4"	1.0 kg	GLL 3X; GLL 3-80 P; GLM 100-25 C; GLM 50-23 G; GLM 50-27 CG; GLM 150 C; GLL 30 G; GLL 50G; GLL 3-80 CG; GPL 3 G; GPL 5 G; GLL 3-60 XG Professional	<b>0601096974</b> MRP: ₹2,800
	BT 150 5/8" Professional Building Tripod	52–147 cm	5/8" x 11	1.1 kg	GLL 3-80 P; GLL 3-15 X; GLL 5-50 X; GLL 3-80 CG; GLL 3-60 XG	<b>0601091300</b> MRP: ₹3,200
	BT 160 Professional Building Tripod	97–160 cm	5/8" x 11	4.1 kg	GOL 26 D; GOL 32 D; GRL 350 HV	<b>0601091200</b> MRP: ₹3,150





Wall mounts/ Measuring plates/ Others		Applications	Weight	Suitable for	Part number
	WM 4 Professional Wall Mount	<ul style="list-style-type: none"> <li>← Versatile fixing of the mount</li> <li>← Height adjustment with locking device for safe and precise alignment</li> </ul>	0.7 kg	GRL 350 HV Professional  Ideal also in combination with the BT 350 Professional Telescopic Pole	<b>0601092400</b>  MRP: ₹8,500
	BM 1 Professional Universal Mount	<ul style="list-style-type: none"> <li>← Versatile fixing of the mount</li> <li>← Height adjustment with locking device for safe and precise alignment</li> </ul>	0.5 kg	GPL 5 G; GLL 3-80; GLL 3-60 XG Professional  Ideal also in combination with the BT 350 Professional Telescopic Pole	<b>0601015A01</b>  MRP: ₹6,000
	Measuring plate	← Suitable for better alignment of the laser and as a marking aid for transferring the laser beam to walls and floors	–	All laser measuring tools	<b>2607002195</b>  MRP: ₹7,350
	Laser viewing glasses	← Improve the visibility of the laser beam, therefore making it easy to work in adverse lighting conditions	–	All laser measuring tools	<b>2607990031</b> <b>1608M0005B</b>  MRP: ₹1,600

Rods/Staffs		Work height/ Dimensions	Sections	Weight	Suitable for	Part number
	GR 500 Professional Levelling Staff	Up to 5 m	5	1.98 kg	GOL 26 D; GOL 32 D; GRL 350 HV Professional	<b>0601094300</b>  MRP: ₹4,500











Scan with your  
smartphone.



Explore the world of  
Bosch Power Tools.



MeasureOn App

**Bosch Limited, Power Tools Division,**

Post Box No. 3000, Hosur Road, Adugodi, Bangalore, Karnataka- 560030  [bpt@in.bosch.com](mailto:bpt@in.bosch.com)  1800 425 8665

 [www.bosch-pt.co.in](http://www.bosch-pt.co.in)  [www.facebook.com/BoschPTIndia](http://www.facebook.com/BoschPTIndia)  Bosch Professional India - YouTube